



Kershaw

KNIVES

kai
STAINLESS
STEEL

Kershaw KNIVES

Cutlery that goes back to the days of the Samurai sword makers. Dedicated craftsmen who are descendents of those metal artists are making the finest quality steel available in cutlery today for Kershaw Knives. The steel in our blades is from the AUS series and is an improvement over famous 440-C. We call it Kai Stainless Steel. The hardness range is Rockwell C57-59. These high carbon blades are heat treated by an advanced sub-zero quench. The Power Edge™ blades take an incredibly sharp edge and hold it longer than other stainless blades. They are guaranteed shaving sharp.

Eventually any knife will need a touch-up. Hard users of Kershaw Knives marvel at how easily this is done compared to any others they have ever used. That's the secret of Kai Stainless Steel.

GUARANTEE

We guarantee Kershaw Knives to be shaving sharp when they come from the factory. If a Kershaw Knife ever proves defective under normal use, return it directly to me and it will be repaired or replaced without charge. Naturally this simple guarantee does not cover intentional misuse or neglect.

Pete Kershaw



Kershaw kai STAINLESS STEEL Outdoor Knives

Scientific improvements in traditional designs have been combined with practical new materials and superb hand craftsmanship to produce an entirely new concept in functional outdoor knives. Choose the model to fit your needs and you will discover a new experience in cutting control.

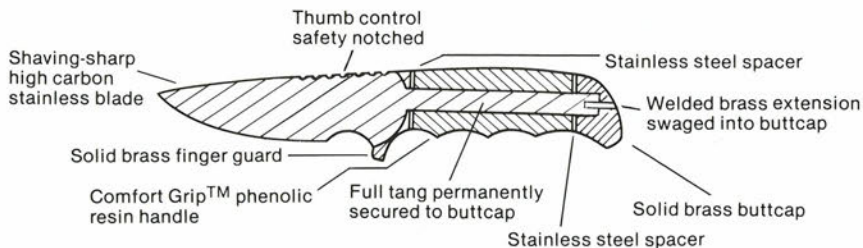
Kershaw Knives are shaped and balanced to fit your hand naturally. Compare these knives with any others and you will find them far more comfortable in your hand, however you choose to hold them.

Each handle is shaped from a tough and handsome deep brown Space Age phenolic compound that provides a comfortable gripping surface and is practically indestructible. The contoured Comfort Grip™ has built-in safety features, yet there are no sharp points to bruise your hand or interfere with the way you choose to hold the knife.

The solid brass buttcap and finger guard are boldly contoured for added safety and beauty.

A full tang extends through the entire length of the Comfort Grip™ handle and is permanently swaged into the brass buttcap. Permanent bond epoxy around the tang positively secures tang and handle. Thus each knife is a solid unit that can withstand roughest field use.

Each knife comes in a custom formed harness leather sheath of safe, simple and practical design. The sheath requires no breaking in because it is contoured to the exact shape of each blade.



FIELD & STREAM — 4" BLADE (10.2 cm)

Blade thickness: 0.80" (2.0 mm); overall length: 8-3/8" (21.3 cm)

Compact knife designed for general outdoor use. An effective cutting tool for campers, fishermen, hunters.

MODEL 1029

CAMP & STREAM — 6-1/4" BLADE (15.9 cm)

Blade thickness: 0.80" (2.0 mm); overall length: 10-1/2" (26.7 cm)

The long flexible slicing blade makes this an ideal knife for cleaning and filleting fish, or for general camp use.

MODEL 1031

CAMP & FIELD — 4" BLADE (10.2 cm)

Blade thickness: .160" (4.0 mm); overall length: 8-1/4" (21.0 cm)

Traditional compact knife for campers and hunters. Finger groove and serrated spine at back of blade allow you to move your hand forward for precision cutting with complete control. Delicate work is made easy with the tapered dropped point.

MODEL 1030

SKINNER — 4-1/4" BLADE (10.8 cm)

Blade thickness: .160" (4.0 mm); overall length: 9" (22.9 cm)

Traditional skinning knife with improved dropped point. Finger groove and serrated spine at back of blade allow you to move your hand forward for precision cutting and scraping with complete control.

MODEL 1032

FIELD — 5" BLADE (12.7 cm)

Blade thickness: .180" (4.5 mm); overall length: 9-3/4" (24.8 cm)

Rugged and compact knife for hunting and heavy field use. Finger groove and serrated spine at back of blade allow your to move your hand forward for precision cutting with complete control. Delicate work is made easy with the tapered dropped point.

MODEL 1034

HEAVY DUTY FIELD — 5-1/2" BLADE (14.0 cm)

Blade thickness: .180" (4.5 mm); overall length: 10-1/4" (26.0 cm)

Big and brawny knife for hunting and rugged field use. Finger groove and serrated spine at back of blade allow you to move your hand forward for precision cutting with complete control.

MODEL 1035



Kershaw Pocket Knives


Kershaw heavy-duty pocket knives carry comfortably in trouser pocket for every day use. There are no sharp corners to wear through the fabric. Incorporating lightweight and streamlined design with big and brawny blades, they are a new and improved concept in easy-riding comfort and utility.

Thin stainless steel cases detailed with handsome rosewood inlays are specially balanced to fit the hand naturally.

Operation of Locking Blades

The blade locks firmly into place in full open position and will not break away under rough use.

To close the blade, grasp the back of the blade with thumb and forefinger of one hand and release the lock with the thumb of the other hand. Remove the thumb from the lock and hold the case by its sides. Continue to hold the back of the blade as you close it into the case. Keep fingers clear of the sharp cutting edge at all times.



ACTUAL SIZE

ROGUE

MODEL 2000

2-1/8" locking blade (5.7 cm). Closed 3" long (7.6 cm).
Wt.: 1-3/4 ozs. (49.6 g).

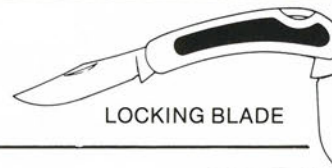


LOCKING BLADE

RUSTLER

MODEL 2010

2-1/8" locking blade (5.7 cm); 1-3/4" clip blade (4.5 cm).
Closed 3" long (7.6 cm). Wt.: 2-1/4 ozs. (63.8 g).

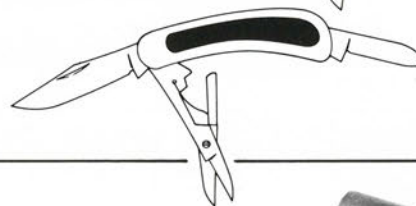


LOCKING BLADE

DUDE

MODEL 2020

2-1/8" main blade (5.7 cm); 1-1/4" pen blade (3.2 cm);
2" heavy-duty folding scissors (5.1 cm).
Closed 3" long (7.6 cm). Wt.: 2-1/2 ozs. (70.9 g).



ACTUAL SIZE

STAG

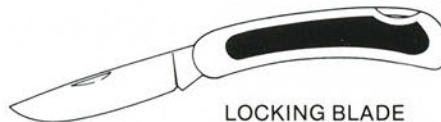
MODEL 2040

3-1/4" locking blade (8 cm). Closed 4-1/8" long (10.5 cm).
Wt.: 3 ozs. (85.1 g).

LEATHER BELT SHEATH

MODEL 2456

For STAG (Model 2040),
RANCHER (Model 2050)
and STOCKMAN (Model 2060).

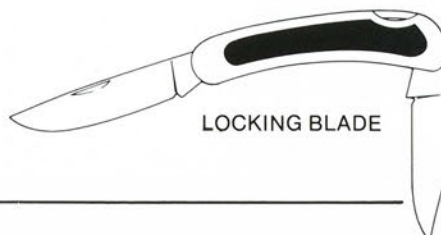


LOCKING BLADE

RANCHER

MODEL 2050

3-1/4" locking blade (8 cm). 2-1/2" clip blade (6.4 cm).
Closed 4-1/8" long (10.5 cm). Wt.: 4 ozs. (113.4 g).

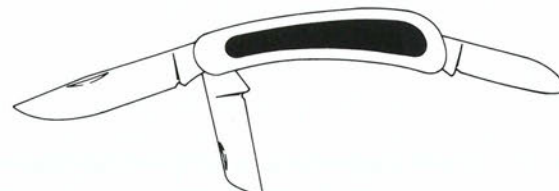


LOCKING BLADE

STOCKMAN

MODEL 2060

3-1/4" traditional stockman blade (8 cm); 2" sheepfoot
blade (5.1 cm); 2" pen blade (5.1 cm).
Closed 4-1/8" long (10.5 cm). Wt.: 4-1/4 ozs. (120.4 g).





ACTUAL SIZE

GOOD BUDDY

MODEL 2001

1-5/8" blade (4.1 cm); 1-5/8" nail file/bottle opener/ screwdriver (4.1 cm). Closed 2-1/2" long (6.4 cm). Wt.: 1-1/4 ozs. (35.4 g).



CHUM

MODEL 2002

1-5/8" locking blade (4.1 cm). Closed 2-1/2" long (6.4 cm). Wt.: 1-1/8 ozs. (32.9 g).



LOCKING BLADE



ACTUAL SIZE

GENTLEMAN'S KNIFE

MODEL 2004

2-1/4" blade (5.7 cm); 2-1/4" nail file/screwdriver (5.7 cm). Closed 3-3/16" long (8.1 cm). Wt.: 1-1/2 ozs. (42.4 g).

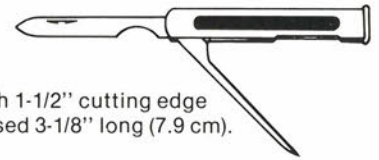


ACTUAL SIZE

THE PIPE KNIFE

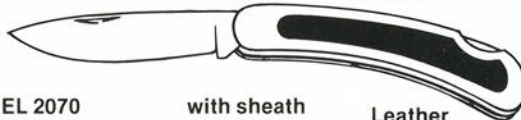
MODEL 2003

2-1/4" reaming blade (5.7 cm) with 1-1/2" cutting edge (3.8 cm); 2-1/2" pick (6.4 cm). Closed 3-1/8" long (7.9 cm). Wt.: 1-1/2 ozs. (42.4 g).



ACTUAL SIZE

LOCKING BLADE



BIG FOOT


MODEL 2070

with sheath

3-1/2" locking blade (8.9 cm). Blade thickness .135" (3.4 mm). Closed 5" long (12.7 cm). Wt.: 5-3/4 ozs. (163.0 g).

Leather Belt Sheath Also Available Separately

MODEL 2070S




1/3 ACTUAL SIZE

kershaw CHROME STEEL™
MODEL 2500

with scabbard

Overall length (including handle)
7-1/2" (19.1 cm).

A new concept in knife sharpening tools. The cutting surface consists of extremely hard and carefully graded abrasive grains, held in place in a ceramic-metal matrix, chemically bonded to a steel core. The result is a sharpening steel that will produce a very uniform and extremely sharp cutting edge — even on the hardest alloy steels.



ACTUAL SIZE

LOCKING BLADE

FOLDING FIELD KNIFE

MODEL 1050

with sheath

4" locking blade (10.2 cm). Blade thickness .150" (3.8 mm). Closed 4-3/4" long (12.1 cm). Wt.: 8-1/4 ozs. (233.4 g).

Leather Belt Sheath Also Available Separately

MODEL 1050S





LOOK FOR
kershaw **kai** STAINLESS STEEL KNIVES

IN THESE EYE-CATCHING DEALER DISPLAYS



kershaw CUTLERY CO.

100 Foothills Road / Lake Oswego, Oregon 97034 / U.S.A. / Telephone: 503/636-0111